

Year 6 Meet & Greet



Welcome parents and carers!

Meet the team:

Crocodiles	Elephants	Zebras
Scott Rickersey Julie Panteli	Richard Harris Kerry Wood	Keely Williams Iva Parashkevova

Adults who will be working across the year group:

Sean Bodkin – Specialist PE Teacher

Jenny Carter – Specialist Music Teacher

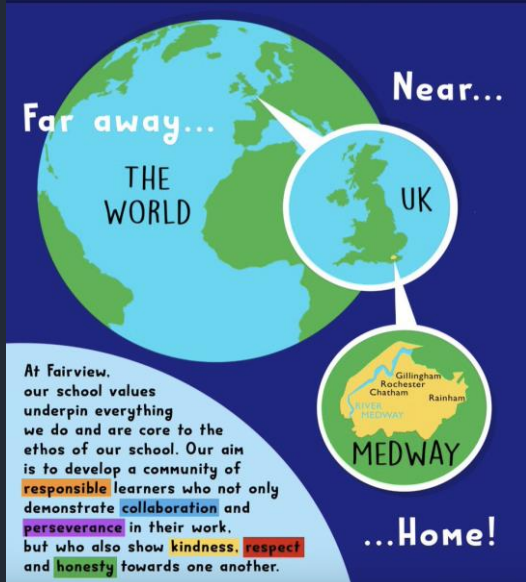
Sara Donovan – Forest School Lead

Wendy Pithman – UKS2 HLTA

Sarah Saputo – Specialist PE Teacher



OUR CURRICULUM



Our curriculum:




At Fairview, our curriculum is focused around the theme of “Home, Near, Far”. During each of the topics we explore this year, we will be making links with our local area, the UK and the wider world.

Each unit of learning will have a history or geography theme, which allows lots of cross-curricular opportunities!

Term 1 & 2 (History focus)	Term 3 & 4 (Geography and History focus)	Term 5 & 6 (Geography focus)
World War Two	The Ancient Maya & South America	Biomes and Climate Zones
<p>Wow moments:</p> <ul style="list-style-type: none"> • Visit to The Royal Engineers Museum • Science VR Workshop 	<p>Wow moments:</p> <ul style="list-style-type: none"> • Maya workshop 	<p>Wow moments:</p> <ul style="list-style-type: none"> • Year 6 Residential Week

Home Learning:

A weekly home learning sheet will be sent home via Parent Mail each Friday along with the newsletter.

Fairview Community Primary School Year 6 Home Learning Week beginning		At Fairview, we are proud of our school values, which underpin everything we do and are core to the ethos of our school. Our aim is to develop a community of responsible learners who not only demonstrate collaboration and perseverance in their work, but who also show kindness , respect and honesty towards one another. We believe that home learning is one way in which children can take responsibility and pride in their learning. Below, you will find activities for your child to complete, along with information to support them with their learning at home.																														
<p><u>Reading</u></p> <p>Please encourage your child to read and use their reading record on a daily basis.</p> <p>In school this week, we have been focusing on making inferences using evidence from the text.</p> <p>When reading with your child, please ask them to make inferences about what they have read, for example "How is Charlie feeling now?" or "Was Harry happy about what happened?". Encourage your child to find evidence from the text to support their answers.</p>	<p><u>Spellings</u></p> <p>Spelling homework is set on Spelling Shed.</p> <p>This week's spellings are challenge words (words which are commonly misspelt).</p> <p>This week's words are:</p> <table border="1"> <tr> <td>muscle</td> <td>prejudice</td> </tr> <tr> <td>available</td> <td>determined</td> </tr> <tr> <td>rhyme</td> <td>identity</td> </tr> <tr> <td>accommodate</td> <td>suggest</td> </tr> <tr> <td>competition</td> <td>existence</td> </tr> </table> <p>Children should complete at least 4 games in order to have completed this week's spelling home learning.</p>	muscle	prejudice	available	determined	rhyme	identity	accommodate	suggest	competition	existence	<p><u>English & Maths</u></p> <p>This week, we would like the children to complete Workout 1 in their English and Maths CGP Workout books.</p> <p>Please encourage your child to bring their books in on Friday as we will be going through the activities together in class as part of our lesson.</p> <div style="display: flex; justify-content: space-around;"> <div style="text-align: center;">  <p>KS2 English</p> <p>Year 6</p> <p>10-Minute Weekly Workouts</p> </div> <div style="text-align: center;">  <p>KS2 Maths Arithmetic</p> <p>Year 6</p> <p>10-Minute Weekly Workouts</p> </div> </div>																				
muscle	prejudice																															
available	determined																															
rhyme	identity																															
accommodate	suggest																															
competition	existence																															
<p>Your child can use the tracker below to tick off when they have completed their home learning:</p>																																
<table border="1"> <tr><td>Monday</td><td></td></tr> <tr><td>Tuesday</td><td></td></tr> <tr><td>Wednesday</td><td></td></tr> <tr><td>Thursday</td><td></td></tr> <tr><td>Friday</td><td></td></tr> </table>	Monday		Tuesday		Wednesday		Thursday		Friday		<table border="1"> <tr><td>Monday</td><td></td></tr> <tr><td>Tuesday</td><td></td></tr> <tr><td>Wednesday</td><td></td></tr> <tr><td>Thursday</td><td></td></tr> <tr><td>Friday</td><td></td></tr> </table>	Monday		Tuesday		Wednesday		Thursday		Friday		<table border="1"> <tr><td>Monday</td><td></td></tr> <tr><td>Tuesday</td><td></td></tr> <tr><td>Wednesday</td><td></td></tr> <tr><td>Thursday</td><td></td></tr> <tr><td>Friday</td><td></td></tr> </table>	Monday		Tuesday		Wednesday		Thursday		Friday	
Monday																																
Tuesday																																
Wednesday																																
Thursday																																
Friday																																
Monday																																
Tuesday																																
Wednesday																																
Thursday																																
Friday																																
Monday																																
Tuesday																																
Wednesday																																
Thursday																																
Friday																																

To support your child's progress in reading, please ask questions and discuss what they have read; their understanding of the text and unfamiliar vocabulary is as important as their fluency.

Behaviour for Learning:



Behaviour steps .

At Fairview Primary School we expect that you follow our school values. And you show respect, responsibility, 6 kindness, perseverance, collaboration and honesty.

If your behaviour hurts or disrupts others you will.

Step 6. You will be sent to the HT's office and your parents will be called. You will need to stay there to calm down and any work you don't finish you will take home.

Step 5. You will spend a lesson away from your class with an assistant Head Teacher. You will need to lose your break or lunchtime and your parents will be phoned. I will need to finish any work at home.

Step 4. You will be moved to a partner classroom for 10 minutes. You will need to complete your work and will miss 10 minutes from break or lunch. Your parents will be phoned.

Step 3. You will be moved from an activity or to another place in your classroom. You have chosen not to change your behaviour and will miss 5 minutes of break or lunch. Your teacher will inform your parents at the end of the day.

Step 2. You will receive a warning. This means your behaviour isn't acceptable and you haven't made a change. The adult will make sure you understand your task and the expectations.

Step 1. You will receive a reminder about what you should be doing. This means that the behaviour you are showing is not acceptable. This is a chance for you to change your behaviour.

Medway Test:

The test will take place on Tuesday and Wednesday next week (unless your child has special arrangements which may require the test to be carried out on a different day).

The two days consist of an English, Maths and a Reasoning paper.

Your child's class teacher will have discussed the tests with the children and answered any questions they have before next week.

The website below has lots of information about the test:
https://www.medway.gov.uk/info/200137/schools_and_earning/1049/medway_test_11

Equipment:

The children are welcome to bring their own equipment into school e.g. pens, pencils etc.

Please ensure your child has their water bottle in school with them every day.

If your child brings their phone into school, it must be handed in to their teacher so it can be locked in the box and returned to them at the end of the day.

PE Days:

Children should come to school wearing their PE kit on the relevant day. Hair should be tied back and earrings must be removed otherwise they will be unable to take part in the physical aspects of the lesson.

Crocodiles – Wednesday (every week) and Friday (non PPA week)

Elephants – Monday (non PPA week) and Wednesday (every week)

Zebras – Wednesday (every week) and Friday (non PPA week)

Internet Safety



Our focus is to deliver an effective approach to online safety, which empowers us to protect and educate the children in their use of technology.

In our first lesson of the year, the children all sign an internet safety agreement.

At the beginning of each term, we start the computing unit with a lesson on a specific area of internet safety. This is then reinforced throughout the block of lessons.

Focus areas across the school include input on issues relating to-

Content

Contact

Conduct

Commerce

Useful websites/resources:

Useful resources to support your child's learning can be found on the school website:

Maths:

<https://www.fairviewprimary.co.uk/maths-support/>

Spelling:

<https://www.fairviewprimary.co.uk/spelling/>

Reading:

<https://www.fairviewprimary.co.uk/reading-1/>

Keeping in contact:

This year, we will not be using contact books.

Communication between school and parents/carers will be via the office email (office@fairviewprimary.medway.sch.uk) or phone call.

Classes will also be regularly sharing what they are up to via our school Facebook page (<https://www.facebook.com/fairviewcommunityschool/>)



Visiting your child's classroom

Once you have collected your child at the end of the day, you are more than welcome to come and visit their classroom with them.

Classrooms will be open from 3:35 until 3:50.

Any questions?

